

Raychem



Enhancing the Reliability of Cable Networks

Cable Accessories

for upto 245 kV

Power Cable Accessories

Under the well-established brand name Raychem, Raychem RPG offers a comprehensive range of cable accessories for almost all cable types.





Raychem power cable accessories have over 40 years of design life – which has been proven by long-term ageing tests and as has been witnessed in the field.

Raychem Cable Accessories are manufactured in conformance to ISO 9001 & ISO 14001 standards and are distinguished by their good insulating & sealing characteristics, high mechanical toughness and superior resistance to weathering and chemicals, such as UV radiation and alkaline soils.

The product line includes:

- Power Cable Joints and Terminations up to 245 kV
- Transition Joints
- Link Boxes and Sheath Voltage Limiters
- Cable End Caps
- Cable Entry Sealing System
- Cable Sealing Glands
- Repair Kits
- Installation & Spiking Tools
- Fault Passage Indicators
- Tamper Proof Meter Boxes & Connectors

All MV, HV and EHV cable accessories include a specially designed stress control mechanism, which controls the electrical stress distribution for an enhanced product performance. In terminations, the insulating tubing ensures non-tracking and an erosion resistant surface even at extreme operating conditions.



Low-Voltage Joints

Raychem products offer excellent insulating and sealing performance with heat-shrinkable gel & resin materials. These proven materials form the basis of straight and branch joints for voltages up to 1 kV.

While fully comparable in ease and speed of installation to other modern methods, Raychem joints also eliminate mixing, pouring and topping-up delays. As the joint components are of heat-shrinkable material, they can also be held in stock in varying climatic conditions without the risk of long-term deterioration.

These proven sealing systems are designed for plastic, concrete or steel duct cables.

Features :

- Heat-shrink and cold applied technologies
- Environmentally friendly sealants
- Quick and easy installation
- Re-instatement and energisation immediately after installation
- Solutions for all cable constructions




Rayvolve RVS

Raychem Rayvolve RVS kits are the easy, “roll-on” way to insulate and seal cable connections up to 1kV.

The gripping force of the specially formulated EPDM elastomer combines with a high-performance sealant to form a reliable, water-resistant, insulating sleeve that is UL listed and CSA certified for direct burial applications over in-line compression connectors. In addition, RVS kits are well suited for evaluation in other applications:

- Residential junction blocks
- Connections to secondary network protectors
- Joint covers for “Y” connections in street lighting circuits
- Cable connection for overhead bundled cable
- Environmental seals for terminal lugs and insulated airport connectors



LV Joints

- 1) Heat-shrink inline joint, polymeric
- 2) Heat-shrink transition joint, polymeric
- 3) Heat-shrink safety class cable inline joint
- 4) Heat-shrink branch joint, polymeric
- 5) Gel inline joint, polymeric
- 6) Gel branch joint, polymeric
- 7) Resin inline joint
- 8) Resin branch joint

Low-Voltage Terminations

Raychem cable terminations for up to 1 kV are acknowledged to be more reliable and quicker to install than other conventional systems.

Raychem makes a wide range of terminating systems and supports them with full customer service, installer training and technical assistance to meet the demands of the growing world of energy.

Features :

- Heat-shrink technology
- Quick and easy installation
- Solutions for all types of cable constructions

Cable feedthroughs

These proven sealing systems are designed for plastic, concrete or steel duct cable entries into buildings and manholes

Features:

- Heat-shrink and cold-applied technologies
- Performance tested
- Excellent heat dissipation
- Fast, easy and reliable sealing methods
- Easy removal for quick re-entry
- Environmentally friendly

LV Terminations

9) Heat-shrink termination

Sealing

10) Cold-applied duct sealing

11) Heat-shrink wall feedthrough

Components

12) Heat-shrink breakout

13) Heat-shrink sealing cap

14) GelWrap repair sleeve

15) Heat-shrink wraparound

16) Heat-shrink tubing

17) Cold-applied insulating sleeve

LV Nuclear applications

18) Transition joint

19) Feedthrough/Penetration joint

20) Motor connection kit

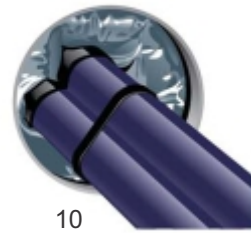
20



9



12



10




13



11



14



15



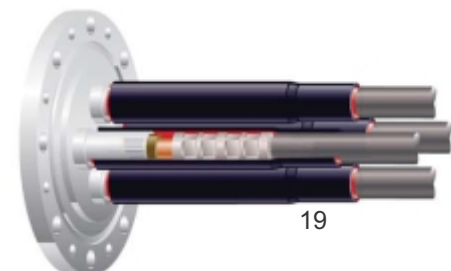
16



17



18



19

Medium-Voltage Joints

Raychem medium voltage joints offer a reliable, fast and easy-to-install joining system to assure and maintain high network reliability in the most severe conditions and under high electrical, thermal, mechanical and environmental stress. The reliability of these technologies are proven for voltages up to 33kV.

Features :

- Heat-shrink and cold applied technologies
- Pre-fabricated components
- Easy and highly reliable installation
- Applicability to different conductors and connecting techniques
- Accommodation of tolerances, range-taking
- Suitable for different conductor cross section and cable constructions
- Solutions for all cable constructions




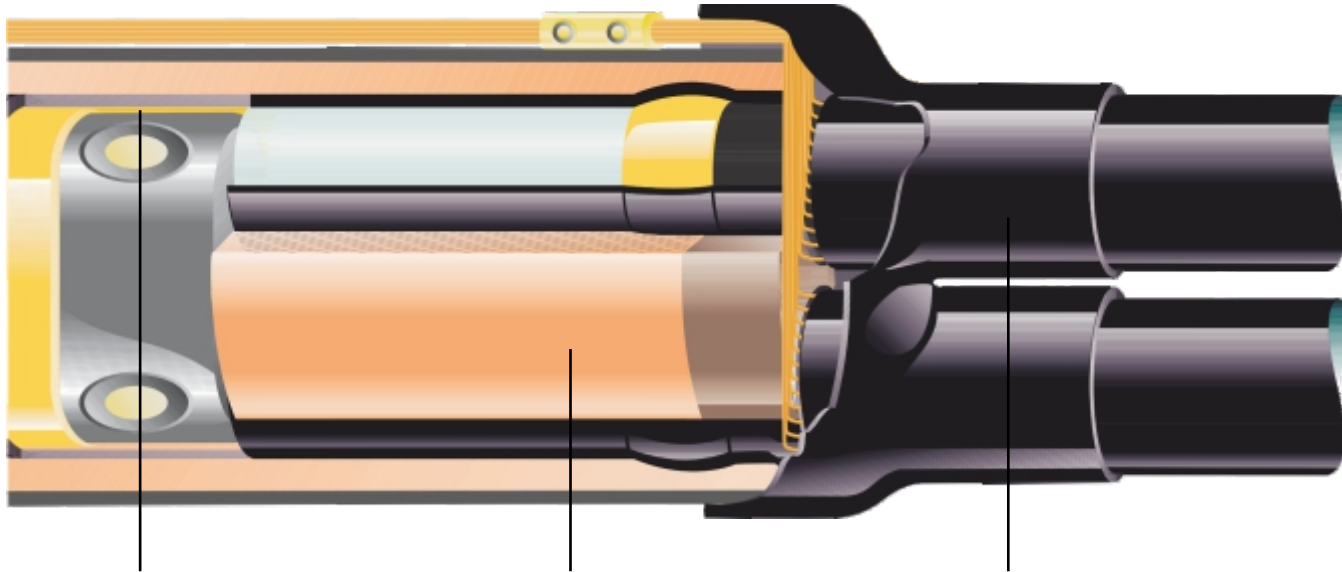
EPKB - Heat-Shrinkable Medium Voltage Branch Joints for Single Core Polymeric Cables up to 36kV

EPKB joints use shear bolt connectors to simplify the interconnection of conductors. The design of the connector is specially engineered to fit the insulation components, of different conductor sizes. This provides great flexibility in the range of cables, which can be connected to the branch joint.

Features :

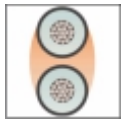
- Shear bolt connector
- Connector and insulation in one kit
- Range taking kit
- Compact, robust and easy to burry





Electrical stress control

The mechanical connector is covered with yellow void filler tape and JSCR stress control tubing. These are the same materials used in Raychem's inline medium voltage joints.



Spacer profile

This specially extruded profile is made from a red high-performance insulating elastomer. The material properties guarantee a void-free crutch filling and tight electrical interfaces between the two branch cables.




Breakout cap

The adhesive coated two finger breakout provides water-sealing for the branch side in the same way as the jacket does for the single side. This also gives the flexibility needed to ensure good sealing under temperature changes due to load cycling.

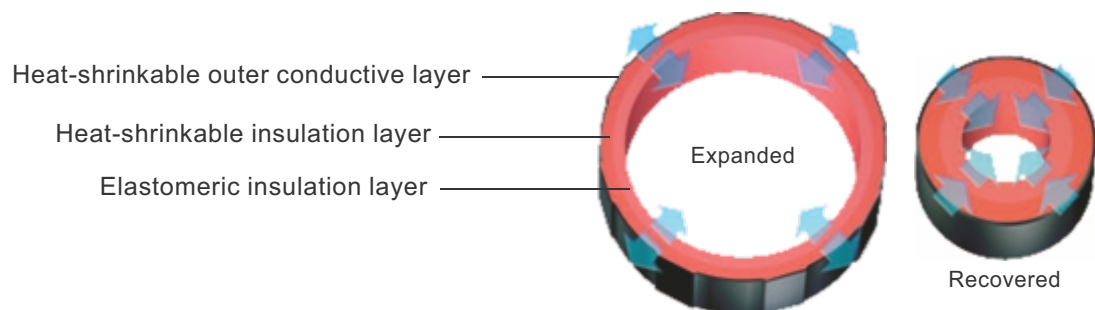
Rayfit -Heat-Shrinkable Joint Sleeve for Medium Voltage Joints up to 33kV

Rayfit represents the new generation of heat-shrinkable jointing technology. It is based on a triple-extruded, heat-shrinkable, elastomeric joint sleeve component. The system is suitable for paper and polymeric cable constructions and is designed to accommodate modern jointing requirements such as mechanical shear bolt connectors.



Features :

- Triple-extruded body provides a pre-engineered joint unit with fewer kit components
- Advanced shrink behaviour and profile-following are combined with a significant reduction in shrink time
- High recovery forces result in tight electrical interfaces and perfect sealing ability
- Optimised heat transfer due to reduced thermal capacity
- The reduced overall joint diameter provides a slimmer and space saving profile
- As an alternative to crimp connectors, kits can be selected with mechanical shear bolt connectors for conductor and shield continuity
- Unlimited shelf-life simplifies material logistics and reduces cost



Medium-Voltage Terminations

Raychem medium voltage terminations for voltages up to 33kV are widely acknowledged in the industry and features a unique integrated ZnO based stress control system. This stress control system fills all irregularities and bonds to the insulation, providing a superb electrical performance.



Features :


- Heat-shrink and elastomeric technologies
- Impedance stress control system
- Ceramic stress-control system
- Proven anti-tracking, erosion-and UV-resistant insulating material for indoor and outdoor applications
- Easy and highly reliable installation
- Range-taking
- Suitable for crimp, soldered and mechanical lugs
- Resistance to breakage and vandalism
- Solutions for all cable constructions

Uniterm

Heat-shrinkable terminations for indoor & outdoor applications for polymeric cables up to 33kV.

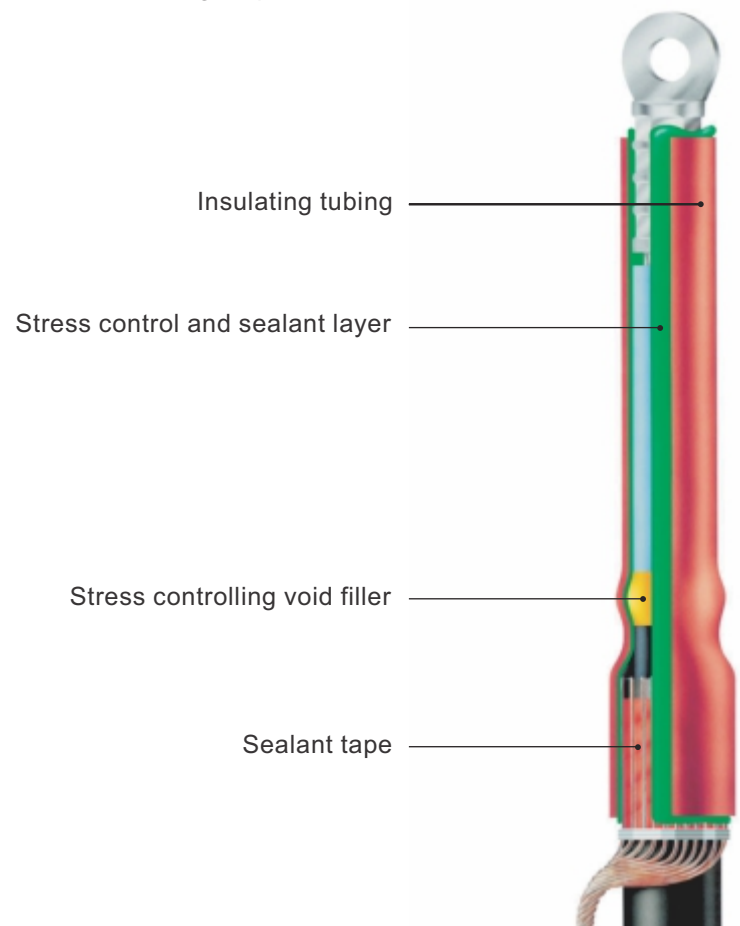
Raychem heat-shrinkable terminations have a proven record of stability, durability and reliability over many years. Raychem cable accessories have been used by utilities and industrial companies.

Designed for both indoor and outdoor use in all climate conditions, the Uniterm range covers applications for polymeric cables up to 33kV. The components combine to provide the important functions such as electrical performance, stress control and moisture sealing, required for all medium voltage products.



Features:

- No sheds for indoor applications up to 33kV
- High-performance termination material
- New ceramic stress control system
- Compact design
- Few components
- Simple to install
- Mechanical robustness
- Range taking
- Inexhaustible shelf life



Medium-Voltage Switchgear Connection Systems

Heat shrink and cold-applied systems for switchgear with standardised bushings for 250A, 400/630A and 800A have been installed by utilities and industrial organisations.

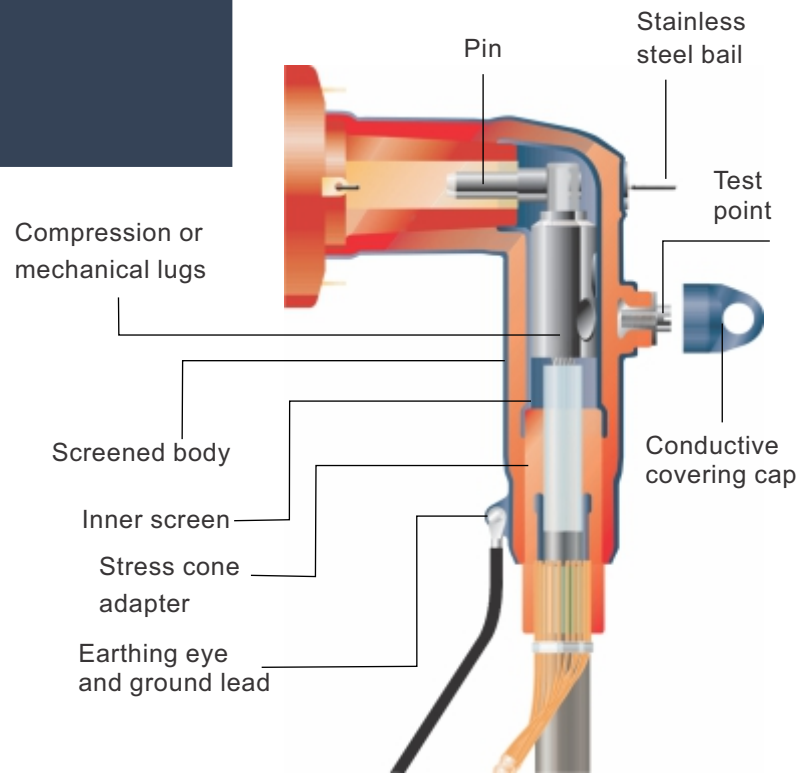


Features :

- Heat-shrink and elastomeric technologies
- Right-angled insulated boots
- Straight insulated boots
- Separable screened adaptor systems for 250A, 400/630A and 800A
- Suitable for crimp and mechanical lugs
- Plug in termination 1250A
- Easy and highly reliable installation
- Solutions for all cable constructions

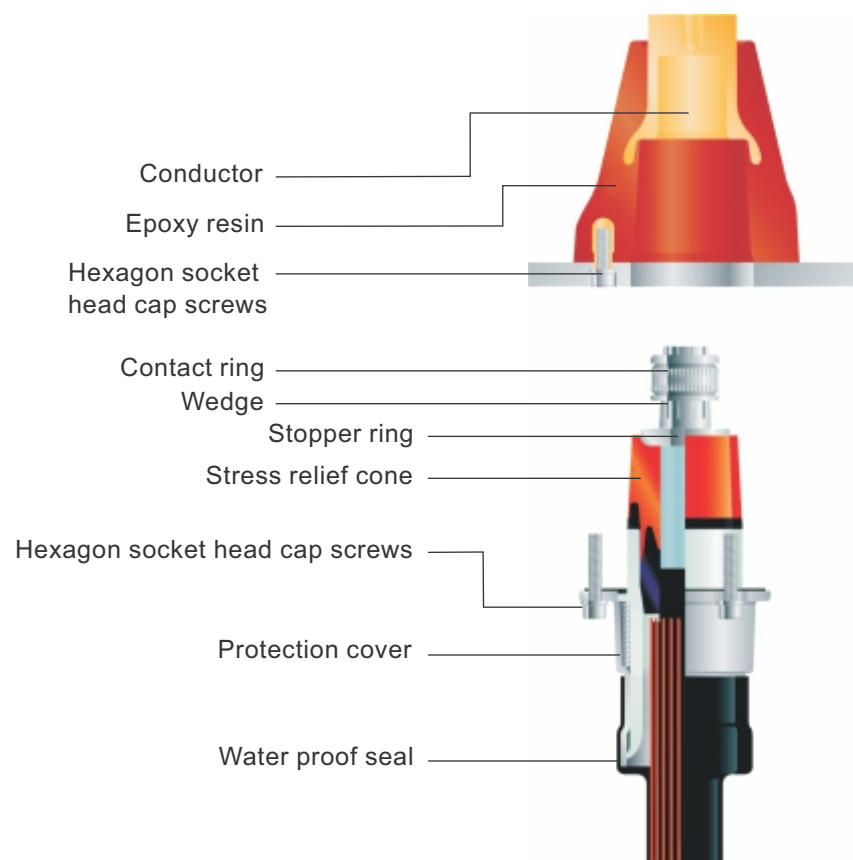
RSES / RSS Screened Adaptor System 250A, 22kV

RSES / RSS are designed to connect single-core polymeric cables to medium voltage equipment (transformers, switchgears, motors etc.) up to 22kV.



RPIT Plug in Termination System up to 52kV for Gas Insulated Switchgear

Separable inline connection for high current, gas insulated switchgears up to 52kV. Termination connects interfaces in accordance to EN50180 and EN50181 for inner cone connections.



**Raychem Screened, Separable
Connection System RSTI-
Large for Large Cross
Sections 1250 A up to 42kV**

RSTI screened separable connectors are designed to connect single and three-core polymeric cables to medium-voltage gas insulated switchgear and other equipment.

**RSTI Screened Coupling
Connections System 800A up
to 42kV**

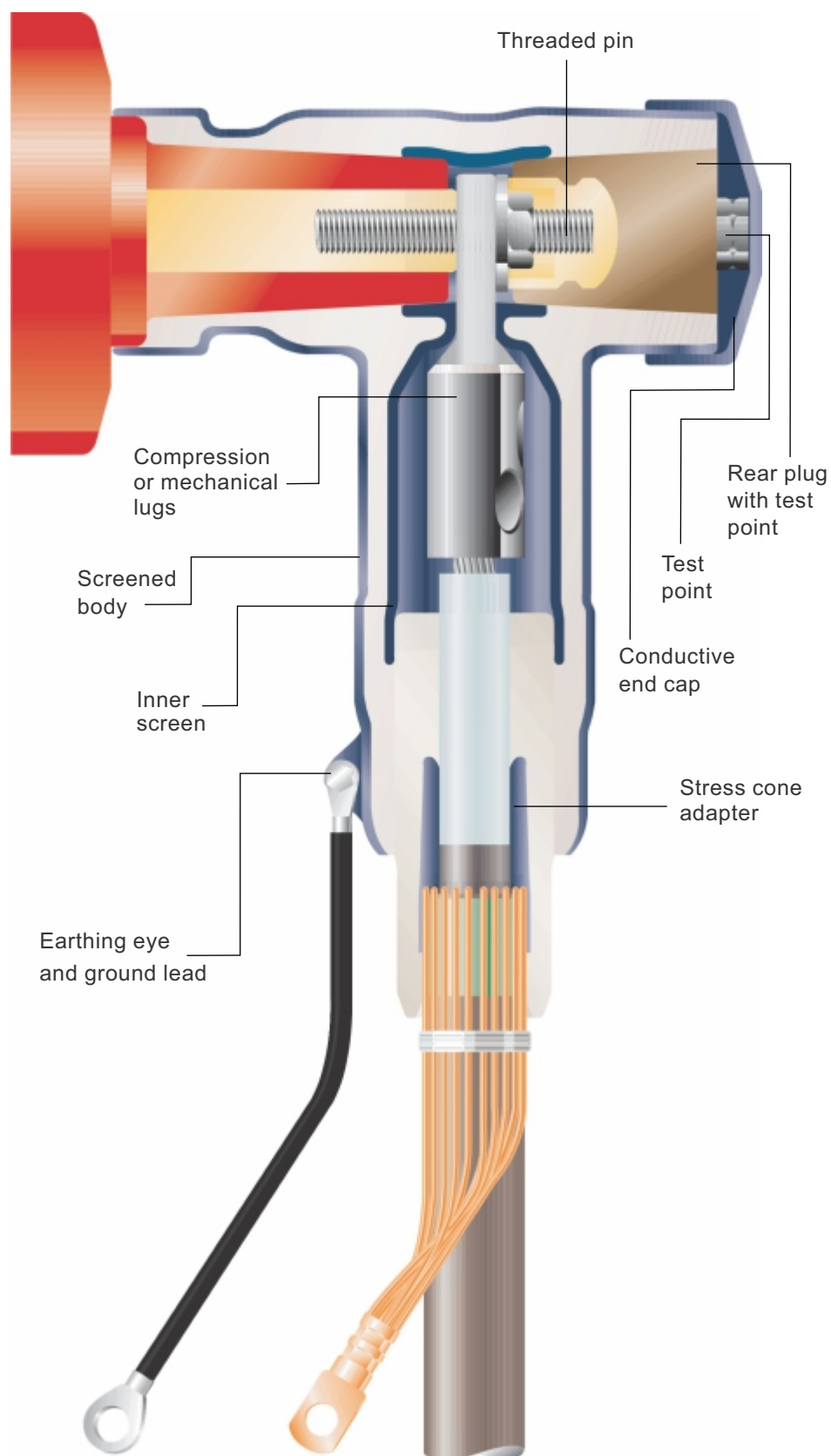
The screened coupling connector is designed to connect with the rear end of the base screened connector system RSTI designed for 42kV.

**RSTI Screened, Separable
Connection System 800A up
to 42kV**

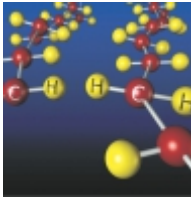
RSTI screened separable connectors are designed to connect single and three-core polymeric cables to medium-voltage gas insulated switchgear and other equipment.

**RSTI Screened, Separable,
Coupling System 800 A up to
33kV**

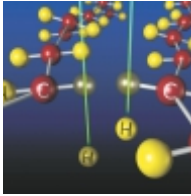
The screened coupling connector is designed to connect with the rear end of the base screened connector system RSTI designed for 33kV.



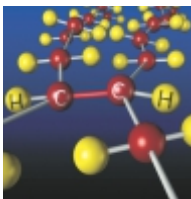
Technology of Heat Shrinkable Products



Cross Linking and Shape Memory - Thermoplastic materials are composed of extremely long, very thin molecules in a random arrangement. The strength of such a material depends upon the distance between its molecules and the crystalline nature of its molecular structure. As the material is heated, these crystals disappear. The molecules can then slip past each other easily and the material flows. While in this heated condition the material may be formed into almost any desired shape. Then, when the material is subsequently allowed to cool, the crystals reform and again provide substantial strength to retain the plastic in the shape in which it has been formed.




With the advent of atomic energy, the important discovery was made that the exposure of some plastic materials to high-energy electron beams can cause the permanent crosslinking, or intermolecular joining, of adjacent molecules. This crosslinking results in the chemical bonding of the plastic structure into a new three-dimensional system.

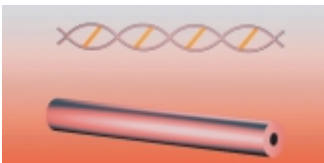


Once the material has been crosslinked, it will not melt or flow at any temperature. When the material is heated, the crystals still disappear as before, but it will no longer flow or change shape because the crosslinks act as ties between the molecules. The crosslinked structure, however, is elastic. Thus, when it is heated to a temperature where the crystals have melted, the material behaves like rubber.

Manufacture and Installation of Heat-Shrinkable Tubing




Beaming the tubing causes permanent crosslinking of adjacent molecules. The graphic is an enlarged schematic view of a very small crosslinked section of extremely long molecules and an end view of a piece of heat-shrinkable tubing.



Once the tubing has been crosslinked, the next step in imparting elastic memory is to heat the compound above its crystalline melting point. The molecules are then tied together only by the crosslinks.



While hot, the tubing is deformed by applying pressure, thus stretching the crosslinked molecule.



While in this deformed position, the tubing is cooled; the crystals then reappear, thereby locking the structure together in this deformed condition indefinitely. This is the form in which tubing is supplied to customers.



The customer then heats the tubing, melting the crystals. The crosslinks allow the material to return to its original shape.



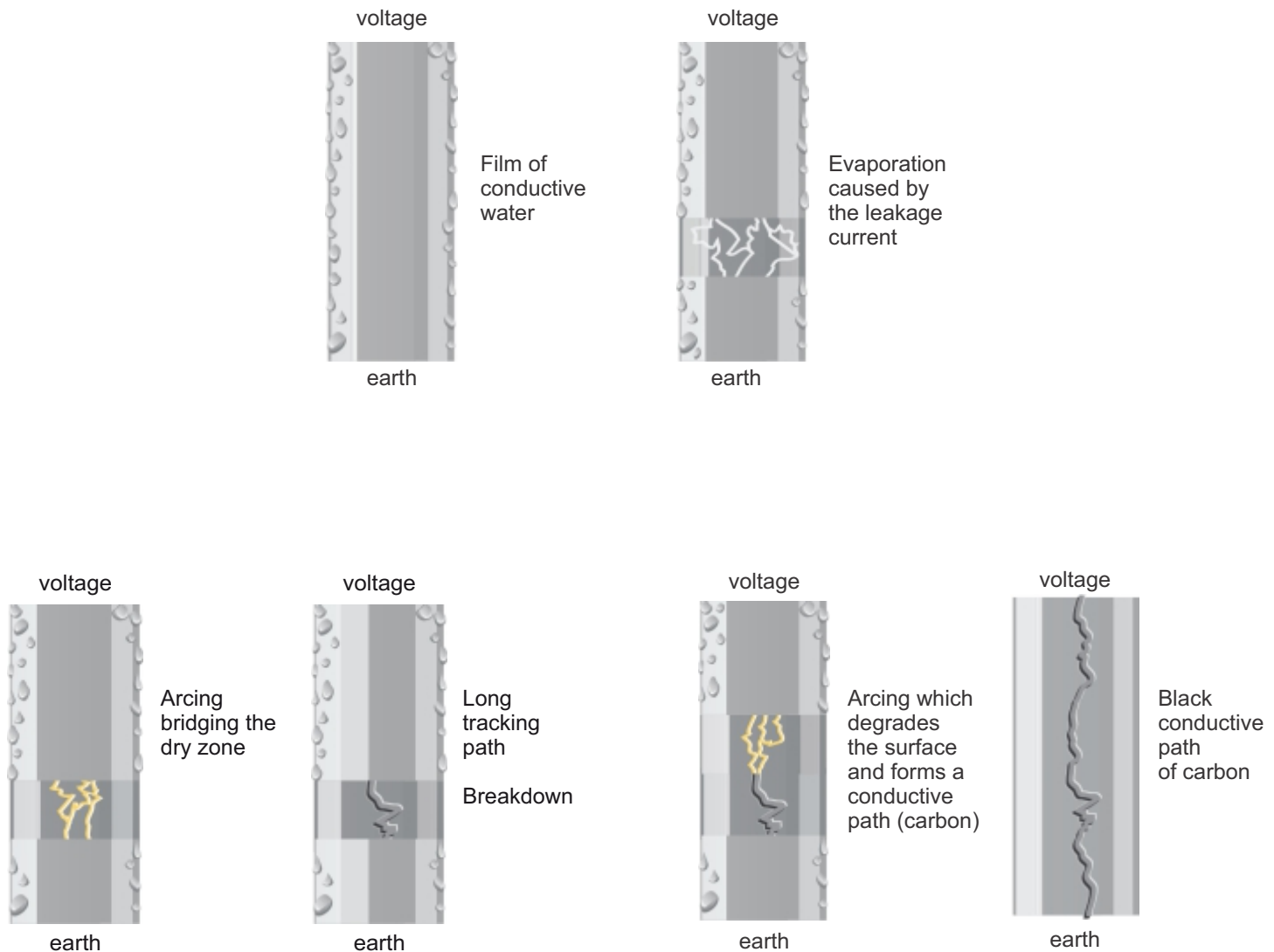
After cooling, the crystals reform and the tubing is locked in its recovered form.

WEATHERING AND AGEING RESISTIVITY

The excellent weathering and ageing resistance of Raychem's cable accessories is continuously proven by natural and accelerated ageing tests. These tests include even 10 years lasting service tests with intensive UV radiation.

Phenomenon of tracking and erosion: Over the years, the surface of terminations, especially in outdoor applications, will become contaminated and leakage currents will develop in wet conditions. Under certain environmental conditions, these leakage currents can deteriorate the surface of a termination by building tracking paths or by erosion. Both would finally lead to a failure of the termination by breakdown. Raychem has developed specially formulated insulation materials for heat-shrinkable accessories which resist this phenomenon of tracking as well as other degrading factors like erosion, UV-light or other environmental stresses.

This formulation consists of a blend of polymers and a sophisticated additive package which is designed to retain its performance over the lifetime even in the most severe environments.



High-Voltage Joints & Terminations for up to 66 kV

Using our knowledge and experience in the field of material design, we have pioneered some of the most important technical advances in cable accessory technology. Heat-shrinkable accessories are well accepted for medium-voltage distribution by utilities, equipment manufacturers and industrial users throughout the world.

Features :

- Heat-shrink and elastomeric technologies
- Cross-bonding, shield-break and external grounding facilities
- Link boxes for cross bonding
- Mechanical lugs and connectors
- Joints and terminations have been proven by extensive use in the field
- Suitable for all polymeric cables
- GIS and Transformer Terminations




Link Boxes


Link boxes are used with cable joints and terminations to provide easy access to shield breaks for test purposes and to limit voltage building up on the sheath. Lightning, fault currents and switching operations can cause over voltages on the cable sheath. The link box optimises loss management in the cable shield on cables grounded from both sides. Link box also provides access to cable shields for bonding purpose.

Features :

- Compact design
- Stainless steel
- 1-phase and 3-phase boxes
- Sheath voltage limiters (SVL)



Grounding box



Link box with sheath voltage limiters (SVL)

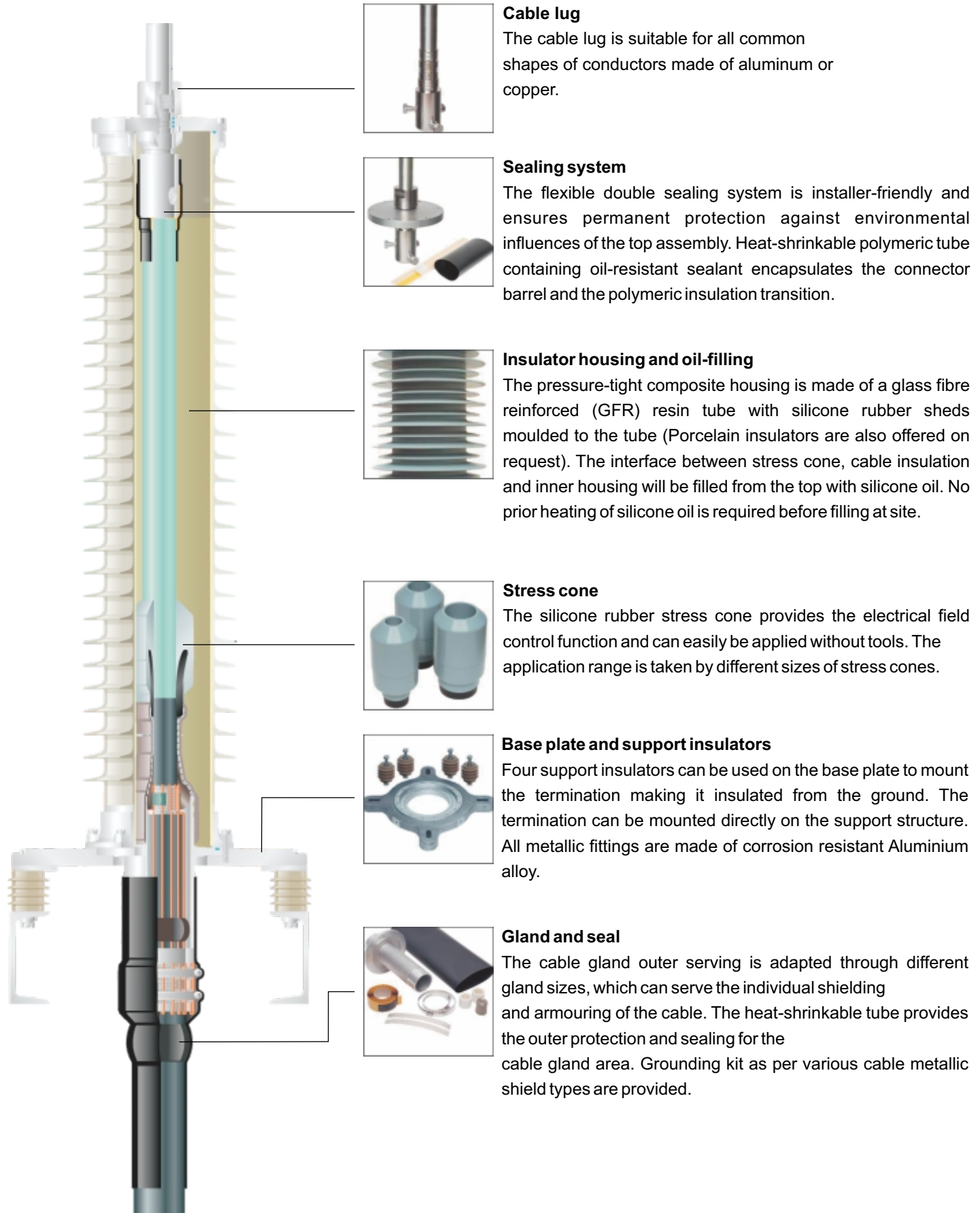


Link box installed with cross bonding cables

Extra-High Voltage Outdoor Termination up to 245 kV

The extra-high voltage outdoor termination (OHVT) is designed for voltages up to 245 kV. Polymeric insulated cables of various designs can be adopted with respect to shielding and metal sheath. Composite or porcelain housings with different creepage lengths are available for the most common and also extreme pollution levels.

The termination is designed according to following standards: IEC-60071, IEC-60840, IEC-62067, IEC-60815, IEEE-48 & IEEE-1313



Cable lug

The cable lug is suitable for all common shapes of conductors made of aluminum or copper.

Sealing system

The flexible double sealing system is installer-friendly and ensures permanent protection against environmental influences of the top assembly. Heat-shrinkable polymeric tube containing oil-resistant sealant encapsulates the connector barrel and the polymeric insulation transition.

Insulator housing and oil-filling

The pressure-tight composite housing is made of a glass fibre reinforced (GFR) resin tube with silicone rubber sheds moulded to the tube (Porcelain insulators are also offered on request). The interface between stress cone, cable insulation and inner housing will be filled from the top with silicone oil. No prior heating of silicone oil is required before filling at site.

Stress cone

The silicone rubber stress cone provides the electrical field control function and can easily be applied without tools. The application range is taken by different sizes of stress cones.

Base plate and support insulators

Four support insulators can be used on the base plate to mount the termination making it insulated from the ground. The termination can be mounted directly on the support structure. All metallic fittings are made of corrosion resistant Aluminium alloy.

Gland and seal

The cable gland outer serving is adapted through different gland sizes, which can serve the individual shielding and armoring of the cable. The heat-shrinkable tube provides the outer protection and sealing for the cable gland area. Grounding kit as per various cable metallic shield types are provided.

Dry Self-Supporting Outdoor Termination for 145kV

OHVT



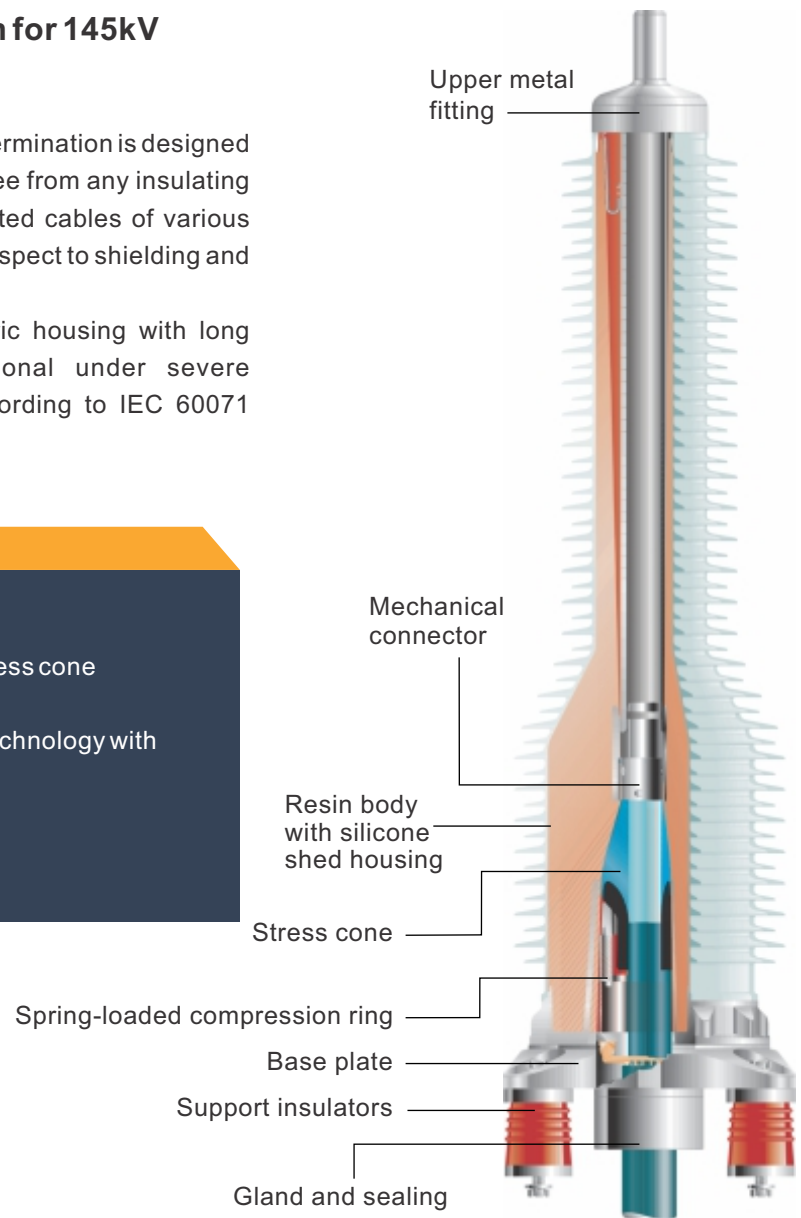
Raychem dry self-supporting termination is designed for voltage class 145kV. It is free from any insulating liquid or gel. Polymeric insulated cables of various designs can be adopted with respect to shielding and metal sheath.

The termination with polymeric housing with long creepage length is operational under severe environmental conditions according to IEC 60071

and IEEE-1313.

Features :

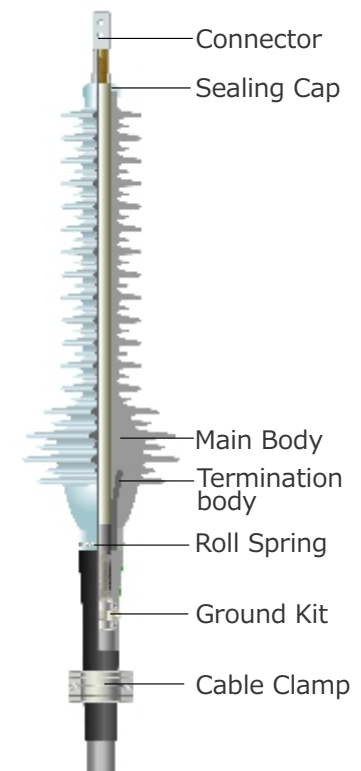
- Dry interface, no oil-filling
- Self-supporting
- Pre-fabricated and factory tested silicone-rubber stress cone
- Torque-controlled multi-contact conductor bolt
- Fast and simple installation combining GIS plug-in technology with polymeric insulators
- No special tools required to install the termination
- Isolated cable gland for sectionalisation
- Type tested according to IEC 60840



OHVT-126DF Dry Type Flexible Termination up to 126kV

Features :

- Single piece termination body with premoulded stress cone, sheds in purified workshop
- 100% routine test passed
- Steady and high quality
- Creepage distance 4590mm, (36mm/KV)
- Light weight, less than 35kg
- Easy installation and fast assembly
- Maintenance-free in service
- Install at any position
- Application range: From 240sqmm - 1200sqmm



Extra-High Voltage Joints up to 245kV: Single Piece

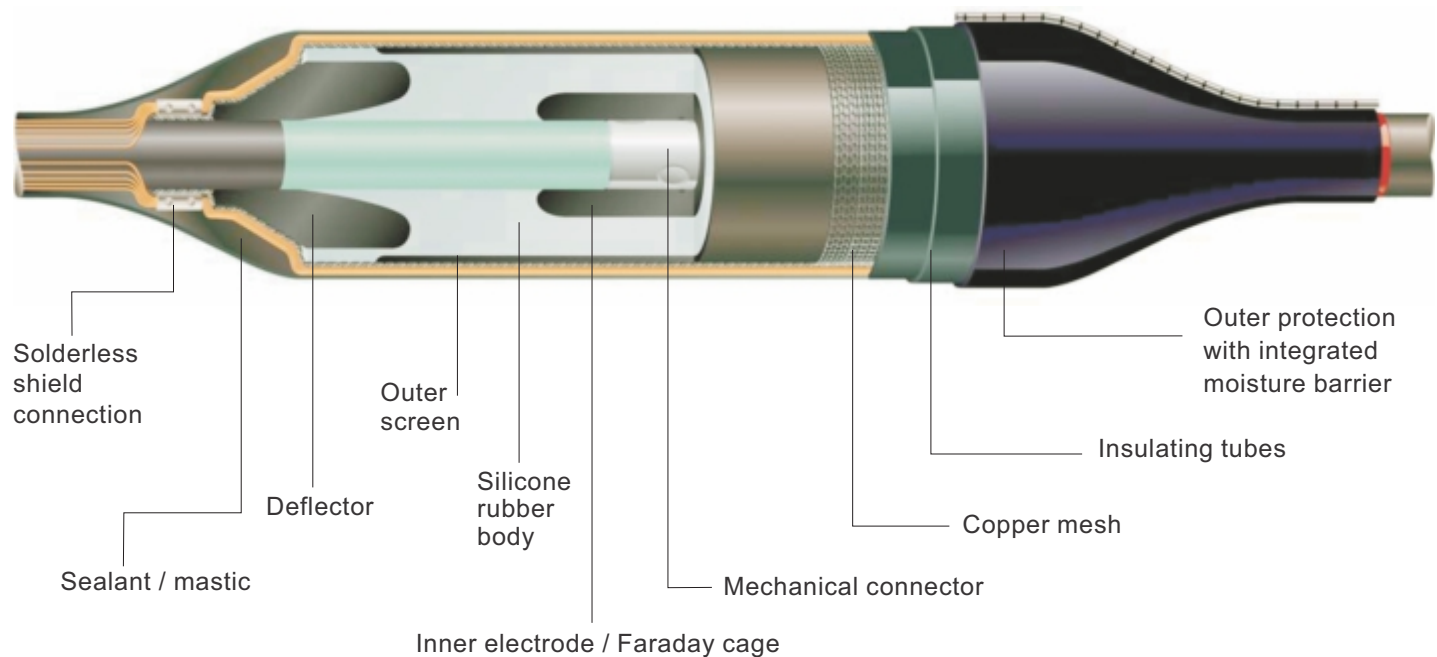
The joint is a pre-fabricated one-piece design for voltage classes up to 245 kV. Polymeric insulated cables of various designs can be adapted with respect to shielding and metal sheath. The silicone rubber joint body with integrated geometrical stress control provides proven electrical function. The joint components combine electrical performance, stress control and moisture sealing to provide the important functions required for all High Voltage products.

Features :

- Pre-moulded one piece joint body
- Proven shield continuity concept
- Factory tested silicone-rubber body
- Special silicone-rubber provides perfect compression force for optimised electrical performance
- Simple assembly
- Moulded thick outer conductive screen
- Geometrical electrical stress control by moulded conductive deflectors

The joint is designed according to following standards:

Type tested according to IEC60840, IEC 62067 & IEEE404




Construction and Design of Extra-High Voltage Joints up to 245kV

Mechanical connector



- Mechanical connector with torque controlled shear-off bolts
- No additional metallic Faraday cage (integrated in joint body)
- Suitable for conductor cross sections up to 2500mm² (245kV)
- Suitable for aluminum and copper conductors


Joint body



The joint body with sustainable mechanical properties allows a wide application range. For installation, simple re-usable tooling is needed to push on the joint body on the cable. Electrical stress control is fully integrated in the silicone joint body. Conductive electrodes, with an exactly defined geometrical design over the screen cut area, provide a well defined electrical stress distribution. The connector area is screened by an integrated conductive tube performing as a Faraday cage. The Faraday cage is designed to deal with cable insulation shrink back. The material used in the joint body is based on proven silicone compounds, exhibiting sustained thermal stability and long term performance.

Joint shield conductivity


- Solderless grounding connection
- Typical shield wire cross sections can easily be connected by either mechanical or compression connectors
- Shield break, straight through and grounding joints using the same basic components



Straight through connection



Grounded connection



Shield break connection

Cable metal shielding



Grounding kits for commonly used cable constructions like lead sheath, corrugated aluminum sheath, copper tape and wire screens, etc. are available.

Outer joint protection



Glass fibre reinforced heat shrink wrap around with integrated radial and axial moisture barrier



Copper casing with pre-molded polypropylene outer corrosion protection



Copper casing and glass fibre reinforced enclosure (2 half shells) with cold pour filling compound

EHVS - Extra High Voltage Joints up to 170kV: Three Piece

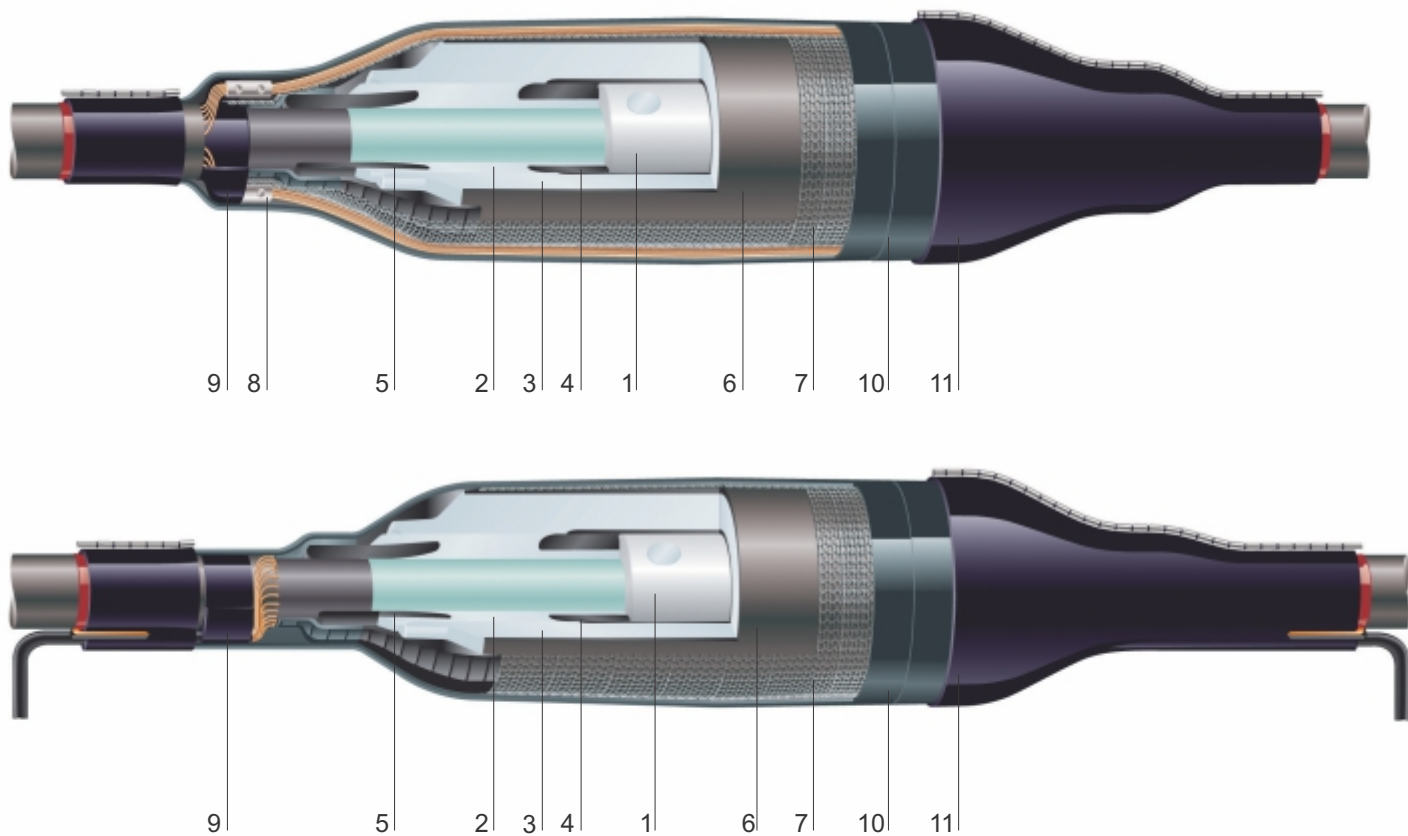
EHVS

EHVS joint is a pre-fabricated three-piece design for voltage classes up to 170kV. Polymer-insulated cables of various designs can be adopted with respect to shielding and metal sheath.

Cross-section up to 1600 mm² is applicable.

Features :

- Pre-fabricated three-piece splice design
- Using torque-controlled mechanical connector
- Short cut-back dimensions
- Integrated moisture barrier using H/S components
- Can adapt shield-break applications
- Pre-fabricated and tested Si-rubber
- Type tested according to IEC 60840 and IEEE 404 standards



Major Design Elements

1. Mechanical connector 2. Silicone rubber adapter body 3. Silicone rubber main body 4. Inner electrode/Faraday cage 5. Deflector 6. Outer screen 7. Copper mesh 8. Solderless shield connection 9. Sealant/mastic 10. Insulating tubes 11. Outer protection with integrated moisture barrier

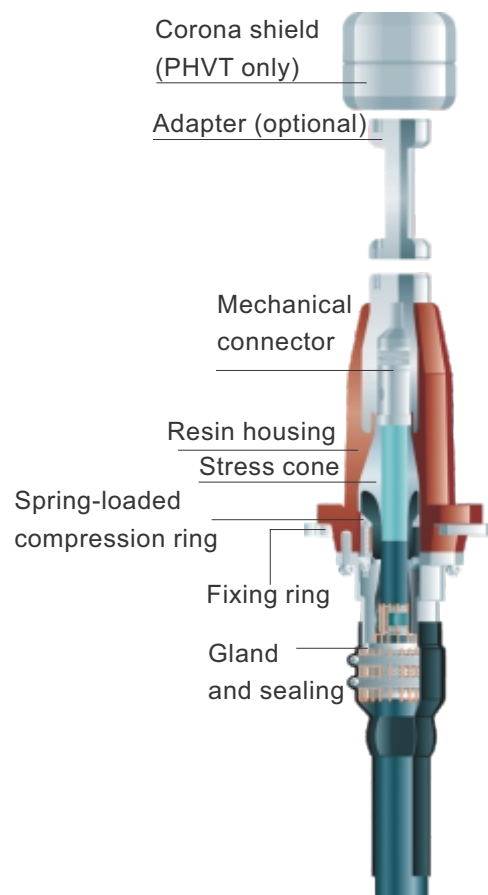
The joint consists of connector (1), cable adapter bodies (2) – including deflectors (5) and main joint body (3) – containing inner electrode / Faraday cage (4) and outer screen (6) as well as outer protection by heat-shrink technology (10, 11). The conductors of the cable are connected by a mechanical connector sleeve (1) using torque controlled shear-off bolts. The connector sleeve is suitable for stranded aluminium and copper conductors. Cross-section transitions are possible without any extra components. No extra tooling is needed to push-on the silicone rubber cable adapter bodies (2) and the silicone rubber joint main body (3) due to its excellent elasticity. During installation the joint main body is parked on the oversheath of the cable. Solderless connection technologies are used to connect the metal sheath/shield of the cable. Heat-shrink technologies (10, 11), replace the cable sheath and its moisture barrier. The joint concept is similar for inline, grounded and shield break joints, despite the shield conductivity. Special heat-activated sealant/mastic (9) is used to smooth out uneven shapes, providing a water tight seal and preventing moisture ingress.

EHV Dry Compact Switchgear & Transformer Termination PHVS & PHVT for 72kV, 145kV and 245kV

The dry compact switchgear termination for voltage classes up to 245 kV is designed to be installed in cable entry housings of gas-insulated switchgear (GIS). It complies with IEC 62271-209 standard, which essentially specifies the interfaces between the termination and the switchgear. Therefore the termination will fit into all GIS complying with IEC 62271-209. Adapters are available to match the dimensions of wet (oil-filled) type terminations, and older designs specified in IEC 60859. The termination operates in SF6 but also in insulating liquids like transformer oil.

Features :

- Dry interfaces, no oil-filling
- Dimensions comply with IEC 62271-209
- Pressure-tight resin housing
- Operates in SF6 and insulating liquids
- Pre-fabricated and factory tested Si-rubber stress cone
- Torque controlled or wedge-type multi-contact conductor bolt
- No special tools required to install the termination
- Isolated cable gland for sectionalisation
- Type tested according to IEC 60840, IEC 62067 and IEC 62271-209 standards



CABLE CARE SOLUTIONS

Cable Repair Sleeves

Heat-shrinkable wraparound sleeves are a fast, versatile and permanent method of repair for damaged cable outer sheaths. Upon application of heat, the sleeve shrinks and adhesive melts and bonds to the cable sheath, creating a permanent seal against moisture entry into the cable.

Wraparound sleeves are useful for repairs to cable outer sheath where it is not possible to use tubular sleeves.



Cable Repair Sleeve

Stripping Tool

Stripping tool for extruded and bonded cable screens and primary insulation for cable diameters from 35 to 90 mm.

Notes:

- The tool is supplied with blades and packed separately in the case
- The cables must be aligned at right angles to the stripper tool
- Apply a thin layer of silicon lubricant to the bonded screen for easy movement
- The tool should be operated only by people trained in handling this type of tool



Cable Stripping Tool

Other Tools



Cable End Caps



Cable Entry Glands



Cable Spiker Tool



Cable Cutting Tool

ZCSM - Heat-Shrinkable Heavy-Wall Tubing for Low Fire Hazard Areas

This new low fire hazard material has been developed using the latest polymer technology to provide low smoke, low toxicity and low acid gas generation while being highly flame retardant and having a low calorific value.

- ZCSM tubing is halogen-free and flame-retardant. A range of established tests, such as flame propagation tests, limiting oxygen index and temperature index have been carried out to assess the flame retardation properties of this material
- Corrosion damage depends on the amount of acid gases generated when a material is burned, and therefore on the level of halogens and other acidic components in the insulation material. Pyrolytic analyses show only trace quantities of these substances in the ZCSM tubing. The low toxicity index rating derived from measurements of these and further combustion products, provide additional evidence of the material's suitability for meeting special requirements of this kind.



SERVICES

Raychem RPG provides one stop, multi-disciplinary solutions to the power industry all over India.

Our services include:

- Cable route selection and thermal surveys
- Cable structure and support system designs
- Grounding and sheath bonding designs
- EHV cable installation
- LVABC installations
- Installation of cable joints and terminations
- Cable spiking and hipot testing
- Contract maintenance (cable network services)
- Customised insulation solutions
- Audits and consultancy of cable networks with utilities and industries
- Thermo-scanning
- Failure analysis
- Training programmes for engineers and jointers





Regional Offices:

Chennai:

6th Floor, Sudarsan Building,
27, Whites Road, Royapet
Chennai - 600 014
Tel: +91 44 65718438/40/41
Fax: +91 44 2851 4399

Mumbai:

6th Floor, Amfotech IT Park,
Road No. 8,
Opp. Old passport Office,
Wagle Industrial Estate, Thane (W)
Mumbai - 400604
Tel : +91 22 39916300

Bengaluru:

Namdev Garnet, No.37/7,
Ground Floor, Aga Abbas Ali Road,
Near Manipal Centre,
Bengaluru - 560042
Tel: +91 80 40676666
Fax: +91 80 25586039

Corporate Office:

Raychem RPG (P) Ltd.,
RPG House,
463, Dr. Annie Besant Road,
Worli, Mumbai-400030
Tel: +91 22 24937485/6
Fax: +91 22 24938879

CIN - U74999MH1984PTC033786

Delhi:

1107-1112, Vishwadeep Building,
District Centre, Janakpuri,
New Delhi - 110058
Tel: +91 11 45753700
Fax: +91 11 25557864

Kolkata:

1st Floor, Omega Building,
Bengal Intelligent Park,
Block EP & GP, Plot No.A2,
M2 & N2, Salt Lake - Sector V,
Electronics Complex,
Kolkata - 700091
Tel: +91 33
40044081/82/83
Fax: +91 33 40044084

To learn more about
Raychem RPG solutions & offerings
visit : www.raychemrpg.com
or e-mail your queries to :
energy@raychemrpg.com
Customer Care Centre
Tollfree No: **1800 209 9769**



DISCLAIMER : The information contained in this Brochure is for general information purposes only. The information is provided by Raychem RPG Private Limited and whilst it endeavours to keep the information up-to-date and correct, it makes no representations or warranties of any kind, express or implied, about the completeness, accuracy, reliability, suitability or availability with respect to the its products or the information, products, services, or related graphics contained on the brochure for any purpose. Any reliance you place on such information is therefore strictly at your own risk. In no event will Raychem RPG be liable for any loss or damage including without limitation, indirect or consequential loss or damage, or any loss or damage whatsoever arising from loss of data or profits arising out of or in connection with the use of this brochure.

All materials contained on this brochure are copyright © Raychem RPG (P) Ltd. April 2015. This information is issued to provide outline information only. Use, application or reproduction for any purpose or formation of any order or contract is prohibited unless agreed to in writing as condition of sale by Raychem RPG Private Limited. Raychem RPG Private Limited reserves the right to alter any product or service.